

Stocklist US Market

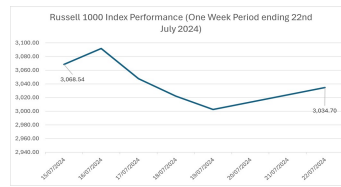
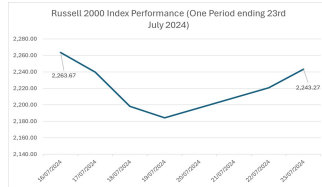
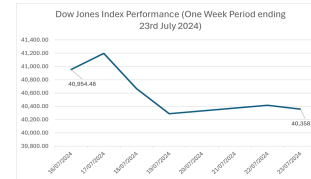
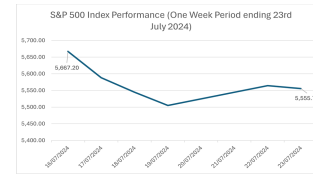
26/07/2024

Symbol	Description	Sector	Last Price	Next Earnings Date	EPS Actual	P/E Ratio	Dividend	Return on Equity	Perf Va S&P 500 YTD	1 Yr EPS Growth	Price/Book Ratio	Market Cap	Price/Sales Ratio	52 Week Low	52 Week High	1 Yr Profit Margin	Average Target Price	Action	Company Summary	
AAPL	APPLE INC	Information Technology	217.49	8/01/2024	1.53	34.04	\$1.00	147.25%	-4.31%	0.25%	45.17	\$3,351.11B	8.78	164.075	237.23	26.31%	\$210.04	Hold	Apple Inc. designs, manufactures, and markets smartphones, personal computers, tablets, wearables, and accessories worldwide.	
ABB	ABBOTT LABORATORIES	Health Care	105.96	10/16/2024	0.74	33.84	\$2.20	-	-20.37%	-5.35%	-	\$186.99B	4.58	89.674	121.84	13.65%	\$127.75	Hold	Abbott Laboratories, together with its subsidiaries, discovers, develops, manufactures, and sells health care products worldwide.	
TSLA	TESLA INC	Consumer Discretionary	220.25	10/16/2024	0.42	60.7	-	21.13%	-30.89%	-45.37%	10.46	\$688.83B	7.23	138.8025	278.98	13.07%	\$210.00	Hold	Tesla, Inc. designs, develops, manufactures, leases, and sells electric vehicles, and energy generation and storage systems in the United States, China, and internationally.	
NVDA	NVIDIA CORP	Information Technology	112.28	08/28/2024	0.6	66.73	\$0.04	115.66%	112.89%	628.67%	64.31	\$2,810.55B	35.23	39.23	140.76	53.40%	\$140.00	Hold	NVIDIA Corporation provides graphics and compute and networking solutions in the United States, Taiwan, China, Hong Kong, and internationally.	
AMZN	AMAZON.COM INC	Consumer Discretionary	179.85	8/01/2024	0.98	50.75	-	20.30%	1.20%	218.89%	9.71	\$1,881.83B	3.19	118.35	201.2	6.40%	\$221.78	Hold	Amazon.com, Inc. engages in the retail sale of consumer products, advertising, and subscriptions service through online and physical stores in North America and internationally.	
RUN	SUNRUN INC	Industrials	17.48	8/06/2024	-0.4	-2.58	-	-24.93%	-30.26%	64.35%	1.85	\$3.81B	1.79	8.4303	22.1599	-123.59%	\$20.17	Hold	Sunrun Inc. designs, develops, installs, sells, owns, and maintains residential solar energy systems in the United States in North America.	
MSFT	MICROSOFT CORP	Information Technology	418.4	07/30/2024	2.94	37.17	\$3.00	38.49%	1.72%	19.76%	31.44	\$3,306.26B	13.97	309.45	468.35	36.43%	\$487.83	Hold	Microsoft Corporation develops and supports software, services, devices and solutions worldwide.	
HPQ	HP INC	Information Technology	36.25	08/27/2024	0.61	12.77	\$1.10	-	7.87%	-41.94%	-	\$37.01B	0.70	25.22	39.52	5.60%	\$35.63	Hold	HP Inc. provides personal computing and other digital access devices, imaging and printing products, and related technologies, solutions, and services worldwide.	
GOOGL	ALPHABET INC. A	Communication Services	167.28	10/22/2024	1.39	24.77	\$8.80	31.79%	5.76%	30.43%	7.87	\$2,136.98B	6.51	120.2057	191.75	27.49%	\$198.50	Hold	Alphabet Inc. offers various products and platforms in the United States, Europe, the Middle East, Africa, the Asia-Pacific, Canada, and Latin America.	
DIS	WALT DISNEY CO	Communication Services	89.21	8/07/2024	-0.01	97.01	\$0.90	1.72%	-18.36%	-101.57%	-	\$163.71B	1.84	78.7309	123.74	3.26%	\$124.94	Hold	The Walt Disney Company operates as an entertainment company worldwide.	
META	META PLATFORMS INC A	Communication Services	453.41	07/31/2024	4.71	26.58	\$2.00	33.78%	12.50%	114.26%	9.14	\$1,170.03B	8.20	274.38	542.81	32.47%	\$526.37	Hold	Meta Platforms, Inc. engages in the development of products that enable people to connect and share with friends and family through mobile devices, personal computers, virtual reality headsets, and wearables worldwide.	
STLA	STELLANTIS N V	Consumer Discretionary	18.09	07/25/2024	1.37	2.99	\$1.24	24.20%	-31.48%	-9.72%	1.84	\$55.20B	0.29	17.565	29.81	9.83%	\$20.07	Hold	Stellantis N.V. engages in the design, engineering, manufacturing, distribution, and sale of automobiles and light commercial vehicles, engines, transmission systems, metallurgical products, mobility services, and production systems worldwide.	
WY	WEYERHAEUSER CO REIT	Real Estate	30.31	07/25/2024	0.16	27.22	\$0.80	7.97%	-31.55%	-24.19%	2.17	\$21.78B	2.87	26.73	36.27	10.57%	\$37.56	Hold	Weyerhaeuser Company is one of the leading U.S. forest product companies with operations primarily concentrated in Southern California, Nevada, Washington, Texas, Maryland and Virginia. The company caters to a diverse clientele spread over the United States, Canada, Japan, Europe and other regions.	
CVX	CHEVRON CORP	Energy	157.54	8/02/2024	2.97	14.28	\$6.52	12.68%	-13.86%	-13.98%	1.83	\$285.79B	1.47	139.62	171.7	10.46%	\$183.76	Hold	Chevron is one of the largest publicly traded oil and gas companies in the world with operations that span almost every corner of the globe. The only energy component of the Dow Jones Industrial Average. Chevron is fully integrated, meaning it participates in every aspect related to energy from oil production, to refining and marketing.	
F	FORD MOTOR CO	Consumer Discretionary	11.16	07/24/2024	0.33	14.09	\$0.60	8.79%	-4.05%	-4.03%	1.25	\$54.58B	0.30	9.63	14.85	2.12%	\$14.00	Hold	Ford Motor Company designs, manufactures, markets and services cars, trucks, sport utility vehicles, electrified vehicles, and Lincoln luxury vehicles. Apart from vehicles, the company provides financial services through Ford Motor Credit Company LLC.	
GM	GENERAL MOTORS CO	Consumer Discretionary	44.13	10/22/2024	2.55	5.28	\$0.48	15.69%	11.61%	39.17%	0.82	\$52.25B	0.29	26.3	50.5	6.07%	\$54.93	Hold	General Motors the auto giant has had a long and checkered history. The company rose to dominate the U.S. industry, however, hit by the financial crisis. General Motors filed for bankruptcy and within few months, the firm emerged from bankruptcy. The company is stepping up to embrace an electric future and gain a strong foothold in the fast-growing market.	
CSCO	CISCO SYSTEMS INC	Information Technology	47.24	08/14/2024	0.46	15.82	\$1.60	27.52%	-25.08%	-40.56%	-	\$188.75B	3.41	44.95	58.185	21.88%	\$54.73	Hold	Cisco Systems Inc. is an IP-based networking company offering products and services to service providers, companies, commercial users and individuals. Cisco is rapidly expanding its presence in network security domain. Security includes products and services preventing unauthorized access to system resources and protecting from worms, spam, viruses and other malware.	
GPS	GAP INC	Consumer Discretionary	21.11	08/22/2024	0.41	11.93	\$0.60	27.72%	-15.81%	941.04%	2.96	\$8.00B	0.53	9.19	30.75	4.52%	\$27.98	Hold	The Gap, Inc. is a premier international specialty retailer offering a diverse range of clothing, accessories, and personal care products. It offers products for men, women, and children under the Old Navy, Gap, Banana Republic, Athleta, Intermix, and Hill City brands.	
NEE	NEXTERA ENERGY INC	Utilities	73.44	07/24/2024	0.79	20.58	\$2.06	13.45%	6.33%	-42.84%	3.52	\$154.93B	5.99	47.145	80.47	9.99%	\$78.73	Buy	Nextera Energy Inc. is a public utility holding company engaged in the generation, transmission, distribution, and sale of electric energy. The company has both regulated and non-regulated energy-related products and services, with operations in the U.S. and Canada. Nextera Energy's primary subsidiaries are Florida Power & Light Company (FPL), Gulf Power Company and Nextera Energy Resources LLC (NEER).	
IBM	IBM CORP	Information Technology	191.98	07/24/2024	1.69	20.89	\$6.68	37.95%	-5.30%	114.13%	-	\$169.04B	2.72	135.87	199.18	13.72%	\$210.00	Hold	IBM is an information technology (IT) company. IBM has been divided into two parts: IBM and Kyndryl. IBM is addressing the hybrid cloud and AI opportunity with a platform-centric approach focused on providing two primary sources of client value: technology and business expertise.	
ALNY	ALNYLAM PHARMACEUTL	Health Care	237.88	8/01/2024	-0.52	-89.31	-	-	5.73%	62.74%	-	\$29.91B	14.93	141.975	263.73	-16.58%	\$239.15	Hold	Alnylam Pharmaceuticals Inc. is a development-stage biopharmaceutical company focused on the development of novel therapeutics based on RNA interference. The company's pipeline of experimental RNAi therapeutics is focused across three strategic therapeutic areas - genetic medicines, cardio-metabolic disease and hepatic infectious disease.	
LLY	ELI LILLY AND CO	Health Care	821.19	8/08/2024	2.48	126.63	\$5.20	51.15%	29.69%	66.68%	735.98	\$917.23B	22.74	446.56	966.1	17.08%	\$882.50	Hold	Eli Lilly and Company, one of the world's largest pharmaceutical companies, boasts a diversified product profile including a solid lineup of new successful drugs. It also has a discernible pipeline as it navigates through challenges like patent expirations of several drugs and rising pricing pressure on its U.S. diabetes franchise.	
C	CITIGROUP INC	Financials	64.37	10/15/2024	1.52	17.64	\$2.24	3.67%	5.94%	14.82%	0.66	\$121.43B	1.54	38.17	67.81	10.72%	\$69.18	Buy	Citigroup Inc. is a globally diversified financial services holding company providing a range of financial products and services including consumer banking and credit, corporate and investment banking, securities brokerage, trade and securities services and wealth management to consumers, corporations, governments and institutions.	
HSY	HERSHEY CO	Consumer Staples	192.67	8/01/2024	3.89	19.03	\$5.48	54.77%	-14.78%	7.73%	-	\$38.85B	3.40	178.82	245.81	18.13%	\$200.80	Hold	The Hershey Company is the manufacturer of chocolate and non-chocolate confectionery. In addition, Hershey manufactures pantry items like baking ingredients, toppings and beverages, gum and mint refreshment products, snack bites and mixes, as well as spreads.	
UNH	UNITEDHEALTH GRP INC	Health Care	559.68	10/11/2024	4.54	36.98	\$8.40	15.93%	-11.50%	-21.99%	5.44	\$515.19B	1.34	436.38	581.5	3.87%	\$565.74	Hold	UnitedHealth Group, Inc. provides a wide range of health care products and services, such as health maintenance organizations, point of service plans, preferred provider organizations and managed fee-for-service programs. UnitedHealth has the most diverse membership base within the managed-care organization market, which gives it significant competitive advantages.	
AVGO	BROADCOM INC	Information Technology	149.26	08/29/2024	0.44	66.54	\$21.00	22.23%	17.76%	-45.80%	-	\$704.47B	16.53	79.509	185.162	23.98%	\$1,893.57	Hold	Broadcom is a premier designer, developer and global supplier of a broad range of semiconductor devices with a focus on complex digital and mixed signal complementary metal oxide semiconductor (CMOS) based devices and analog III-V based products.	
DLR	DIGITAL REALTY TRUST REIT	Real Estate	147.37	07/25/2024	0.82	42.11	\$4.88	6.45%	-5.13%	337.82%	6.51	\$49.21B	9.00	113.9355	162.58	21.38%	\$144.80	Hold	Digital Realty Trust is engaged in the ownership, acquisition, repointing and management of the technology-related real estate. Specifically, the company offers data center, colocation and interconnection solutions for domestic and international tenants through its portfolio of data centers located throughout North America, Europe, Asia and Australia.	
SO	SOUTHERN CO	Utilities	81.66	8/01/2024	1.03	21.42	\$2.88	13.59%	0.08%	30.74%	3.42	\$90.39B	3.56	61.5601	83.46	16.22%	\$78.09	Hold	Atlanta, GA-based Southern Company is one of the largest utilities in the United States. The company deals with the generation, transmission and distribution of electricity.	
DUK	DUKE ENERGY CORP	Utilities	107.56	8/06/2024	1.44	19.43	\$4.18	9.10%	-5.91%	12.99%	2.77	\$83.81B	2.85	83.06	110.02	15.32%	\$106.61	Hold	Duke Energy Corporation is one of the largest energy holding companies in the United States. Its Electric Utilities and Infrastructure business unit serves the customers. The company's Gas Utilities and Infrastructure business unit distributes natural gas to the customers in the Carolina, Ohio, Kentucky and Tennessee. Its Commercial Renewables business unit operates a growing renewable energy portfolio across the United States.	
D	DOMINION ENERGY INC	Utilities	52.3	8/01/2024	0.64	22.56	\$2.67	7.42%	-6.90%	-20.79%	1.88	\$43.70B	3.09	39.18	54.74	14.26%	\$52.32	Hold	Dominion Energy together with its subsidiaries produces and transports energy in the United States. It is a major energy company engaged in regulated and non-regulated electricity distribution, generation and transmission businesses. In addition, it sells electricity at wholesale prices to rural electric cooperatives, municipalities and through wholesale electricity markets.	
NKE	NIKE INC B	Consumer Discretionary	71.41	09/28/2024	0.99	19.06	\$1.48	40.09%	-52.34%	49.26%	7.70	\$107.30B	2.09	70.91	123.3916	11.10%	\$92.58	Hold	NIKE Inc. is engaged in the business of designing, developing and marketing of athletic footwear, apparel, equipment and accessories, and services for men, women and children worldwide.	
MRK	MERCK & CO. INC.	Health Care	125.85	07/30/2024	1.87	140.43	\$3.08	5.29%	-2.32%	68.61%	197.97	\$318.93B	5.19	99.14	134.63	3.78%	\$143.57	Hold	Merck & Co. boasts more than six blockbuster drugs in its portfolio with PD-1 inhibitor, Keytruda, approved for several types of cancer. Keytruda has played an instrumental role in driving Merck's steady revenue growth in the past few years. Well-known products in Merck's portfolio include Keytruda, Simponi, Januvia and Janumet, Bridion, Isentress, ProQuad, Gardasil, Pneumovax 23, Rolapam and Belomont.	
GILD	GILEAD SCIENCES INC	Health Care	76.51	8/08/2024	-3.34	189.25	\$3.08	2.51%	-27.09%	-517.51%	-	\$91.57B	3.34	62.07	87.865	1.66%	\$72.00	Hold	Gilead Sciences, Inc. is an American biopharmaceutical company headquartered in Foster City, California that focuses on researching and developing antiviral drugs used in the treatment of HIV/AIDS, hepatitis B, hepatitis C, influenza, and COVID-19, including ledipasvir/sofosbuvir and sofosbuvir.	
PINS	PINTEREST INC A	Communication Services	37.88	07/30/2024	-0.04	176.57	-	-	4.78%	-13.04%	88.06%	8.76	\$26.51B	8.31	23.59	45.185	4.64%	\$46.52	Hold	Pinterest provides a platform to show its users (called Pinners) visual recommendations (called Pins) based on their personal taste and interests. Users then save and organize these recommendations into collections (called Boards). Pinterest generates revenues by delivering ads on its website and mobile application.
VRTX	VERTEX PHARMACEUTICA	Health Care	492.26	8/01/2024	4.21	31.85	-	24.38%	2.80%	56.65%	7.62	\$126.65B	12.44	340.2	503.99	39.46%	\$489.23	Hold	Vertex Pharmaceuticals Incorporated is focused on the discovery, development, and commercialization of small molecule drugs targeting serious diseases. The company's main area of focus is cystic fibrosis. The company's lead marketed products are Trikafta, Symdeko/Symkevi, Orkambi and Kalydeco, which are collectively approved to treat the people with CF in North America, Europe and Australia.	
ZIM	ZIM INTEGRATED SHPP	Industrials	17.38	08/14/2024	0.75	-0.84	\$0.92	-66.79%	61.82%	251.41%	0.88	\$2.13B	0.40	6.39	23.82	-47.43%	\$14.18	Hold	ZIM Integrated Shipping Services Ltd. provides container shipping and related services, along with its subsidiaries. The company offers dry, reefer, project, out of gauge, breakbulk and dangerous cargo services; inland transport services; ZIM Integrated Shipping Services Ltd. is based in Haifa, Israel.	
NMM	NAVIOS MARITIME PART	Industrials	47.03	07/31/2024	2.38	3.71	\$0.20	15.38%	57.86%	-26.03%	0.53	\$1.48B	1.13	20.9197	53.83	30.99%	\$61.00	Hold	Navios Maritime Partners L.P. is an international owner and operator of dry cargo vessels. It engages in the seaborne transportation services of drybulk commodities including iron ore, coal, grains, fertilizers and chartering of its vessels under medium to long-term charters. Navios Maritime Partners L.P. is headquartered in Piraeus, Greece.	
VKTX	VIKING THERAPEUTICS	Health Care	64.68	07/24/2024	-0.26	-54.12	-	-17.55%	153.06%	-6.08%	5.95	\$5.56B	-	8.28	99.41	-	\$62.00	Hold	Navios Maritime Partners L.P. is an international owner and operator of dry cargo vessels. It engages in the seaborne transportation services of drybulk commodities including iron ore, coal, grains, fertilizers and chartering of its vessels under medium to long-term charters. Navios Maritime Partners L.P. is headquartered in Piraeus, Greece.	
GEV	GE VERNOVA INC	Industrials	160	07/24/2024	-0.47	-176.48	-	-	#####	59.13%	12.48	\$44.65B	-	115	185.5	-	\$63.00	Hold	Navios Maritime Partners L.P. is an international owner and operator of dry cargo vessels. It engages in the seaborne transportation services of drybulk commodities including iron ore, coal, grains, fertilizers and chartering of its vessels under medium to long-term charters. Navios Maritime Partners L.P. is headquartered in Piraeus, Greece.	

US MACRO OUTLOOK

Macro economic outlook	<p align="center">US GDP Actual : 2Q 24 - 2.8% 1Q24 - 2.1% Personal Consumption Expenditure (PCE) Price Index : 2Q 24 - 2.6%, 1Q24 - 3.4% Core PCE Price Index : 2Q 24 - 2.9%, 1Q 24 - 3.7%</p>
S&P 500 Index	The S&P 500 hovered near the flatline on Tuesday as traders readied for earnings reports from major technology behemoths. The broad index dipped 0.16% to close at 5,555.74 a day after it notched its best performance in more than a month. Wall Street continued assessing the latest second-quarter earnings reports, with Google parent Alphabet and Tesla due to report after the bell.
Non Farm Payroll Data June 2024 Job Data	The US economy added 206K jobs in June 2024, slightly below a downwardly revised 218K in May and above forecasts of 190K.
YoY Inflation Data June 2024	<p align="center">Core Personal Consumption Index (YoY) : 2.6% in May 2024 Core Personal Consumption Index (YoY) : 2.8% in April 2024 Down by 0.2% from April showing sign of further moderation in inflation</p> <p>The annual inflation rate in the US fell for a third straight month to 3% in June 2024, the lowest since June 2023, compared to 3.3% in May and below forecasts of 3.1%.</p>
Monetary policy Changes	Feds Fed Rate : 5.25%-5.50%. This is a 23 year high. Inflation has eased to 3% and the dot plot indicates policymakers see only one rate cut this year and four reductions in 2025. Nevertheless, a lot will depend on the trajectory of whether US inflation continues to trend downwards further, thereby meaning the Federal Reserve may initiate multiple interest cuts in the foreseeable future.
One week Notable Change Bond Yields	The yield on the 10-year Treasury note steadied around 4.25% on Wednesday, hovering near a two-week high as investors geared up for the latest US manufacturing and services activity data that could offer clues on the monetary policy path. Treasury yields came under pressure through most of July as the Federal Reserve is widely expected to start cutting interest rates in September amid cooling inflation, with two more reductions seen before the end of the year.
Cost of Living Index: Comparison over two year (Mid 2024 to Mid 2022)	<p>2024 : Cost of Living 70.4 ; Rent : 41.7 ; Cost of Living + Rent : 56.6 ; Groceries : 75.0 ; Restaurant : 67.2 ; Local Purchase Power : 142.3</p> <p>2022 : Cost of Living 69.9 ; Rent : 46.9 ; Cost of Living + Rent : 59.0 ; Groceries : 70.1 ; Restaurant : 65.7 ; Local Purchase Power : 99.9</p> <p>US Cost of Living Index (Mid 2024) : 9 ; US Cost of Living Index (Mid 2022) : 15 in Global Ranking</p>
Politics and Geopolitics	US election is turning out to be a significant political risk in coming months. Trump's prospect of winning November Presidential election has enhanced since the foiled assassination attempt on his life. In the event of Trump win, further geo-political risks are being envisaged from escalating trade war with China. Former President Donald Trump continues to lead the race ahead of the November election, although Vice President Kamala Harris started gaining ground after hitting the campaign trail.

26/07/2024



Traffic Light	Explanations
Hold	Red Light: Outside Buy Zone
Buy	Amber Light : Within buy range. Green Light : Drifting furthe low below buy range
Sell	Red Light: Sell target reached , Sell
Don't Buy	Green Light: Due to changing circumstances, the stock could fall more. Support level is uncertain, Don't Buy for now

Buy Criteria	Explanations
A	Short Term Trading Opportunity Stock is range bound due to uncertain economic outlook Buy within Range and Sell close to Target Price
B	Macro Economic Risk could impact the valuation of the stock Stock is trending down to a historic support level Buy at support level and Sell close to Target Price.
C	Geo-political climate has created short term weakness in the stock price Stock falling close to historical support level Long Term Investment Opportunity Recommended Buy in Small Lot
D	Stock is going through valuation adjustment due to company specific events (e.g. ex-dividend, new share issue, divestment, buyback, senior management changes or product related news) Long Term Investment Opportunity exist Recommended Buy in Small Lot
E	Company Results might disappoint the market and creatd short term weakness in the share price Stock is getting into Conviction Buy Zone Long Term Investment Opportunity exist Recommended Buy in Small Lot
F	Company with proven track record in new technologies (e.g Solar, AI, Fintec, Cloud, Hydrogen, Biotec) Long Term Investment Opportunity exist Recommended Buy in Small Lot
G	High Dividend Defensive Stock Stock falling close to historical support level Long Term Investment Opportunity